



### District Report Card: 2017


<b>State:</b> Bihar	<b>District:</b> Banka
<b>Class:</b> 8	<b>Subject:</b> Language
<b>Schools:</b> 51	<b>Students:</b> 1150


### Participation/Coverage


#### Students

<div>GENDER</div> <div></div>	Boys		Girls	
	Number	%	Number	%
	536	46.61	614	53.39

<div>AREA</div> <div></div>	Rural		Urban	
	Number	%	Number	%
	1125	97.83	25	2.17

<div>CATEGORY</div> <div></div>	SC		ST		OBC		GEN	
	Number	%	Number	%	Number	%	Number	%
	175	15.22	12	1.04	863	75.04	100	8.70

<div>CWSN</div> <div></div>	LD	VI	HI	S&LD	ID	Oth
	2	1	1	3	0	0

<div>Management</div> <div></div>	Government		Government-aided	
	Number	%	Number	%
	1150	100.00	0	0.00

### Average Performance of Students in Language (%)

Overall	Gender		Area		Management		Social Group			
	Male	Female	Rural	Urban	Govt.	Aided	SC	ST	OBC	GEN
56.94	57.48	56.48	56.31	85.33	56.94	0.00	50.32	65.00	58.37	55.27

## Performance on Learning Outcomes (LOs)

Learning Outcomes	Description	Average Performance(%)
L813	Read textual/non-textual materials with comprehension and identifies the details, characters, main idea and sequence of ideas and events while reading	56.94

Range of Performance of Students who Answered Correctly							
Below 30%		30% - 50%		50% - 75%		Above 75%	
Number	%	Number	%	Number	%	Number	%
148	12.87	290	25.22	475	41.30	237	20.61

## Lowest Performing Learning Outcomes (LOs)

1 - Read textual/non-textual materials with comprehension and identifies the details, characters, main idea and sequence of ideas and events while reading (56.94)